

Phonics Screening Check


WEEK COMMENCING MONDAY 12TH JUNE 2018

2016 national curriculum assessments

Key stage 1

Phonics screening check

Pupils' materials



Phonics Screening Check

- ▶ The **phonics screening check** is a short assessment to confirm whether individual children have learnt **phonic** decoding to an appropriate standard. It will identify the children who need extra help so they are given support by their school to improve their reading skills.

Phonics Screening Check

- ▶ The test will be conducted one to one by a teacher known to your child.
- ▶ They will be asked to read 40 words aloud, some words will be easier than others, however some will require your child to use their phonics knowledge to decode the word in order to be read aloud.
- ▶ The children will be asked to read real words and also 'pseudo' words, which we call at school alien words.
- ▶ The pass mark is set by the government, last year 32 but obviously changes year to year.

Supporting your child

Section 1

chin

deck

horn

queen

Your child will be given a phonics pack to take home. Inside will be a mixture of real words and the pseudo alien words.

When looking at these packs encourage your children to decode the words and add sound buttons on to help them read the word.

Section 2

jigh



woats



rird




phope



Sound buttons for digraphs and trigraphs



jigh



woats






- ▶ What would the sound buttons look like for these real words?

wishing

brighter

What
about
sound
buttons for
these alien
words?

voo	
jound	
terg	



Split digraphs

- ▶ These are sounds that are still working together but have been split by another letter, making them a long sound.
- ▶ We describe these to the children as really special friends, but they are so chatty they have had to be moved away from each other, another letter has to separate them.

a _ e - cake

i _ e - smile

o _ e - phone

u _ e - huge

Sound buttons for split digraphs

Check 1
Section 2



moat

shape

hair

crate

© 2015 Pearson Education, Inc. All rights reserved. Page 1 of 10



- ▶ What would the sound buttons look like for these real words from last year's screening?

scribe

scribe

The word 'scribe' is shown with red sound buttons. There are four red dots below the letters 's', 'c', 'r', and 'b'. A red arch is drawn above the letters 'i', 'b', and 'e'.


reptiles

reptiles


The word 'reptiles' is shown with red sound buttons. There are six red dots below the letters 'r', 'e', 'p', 't', 'i', and 'l'. A red arch is drawn above the letters 'i', 'l', and 'e'.

- ▶ Now have a go at these alien words from last year's screening?

meve



phope





Monday 12th June 2018

- ▶ We will be doing as much as we can to support the children at school, all we can ask is that we work as a team and for you to equally support them at home.
- ▶ Any more questions please do not hesitate to speak to Miss Searles or Mrs Bray.